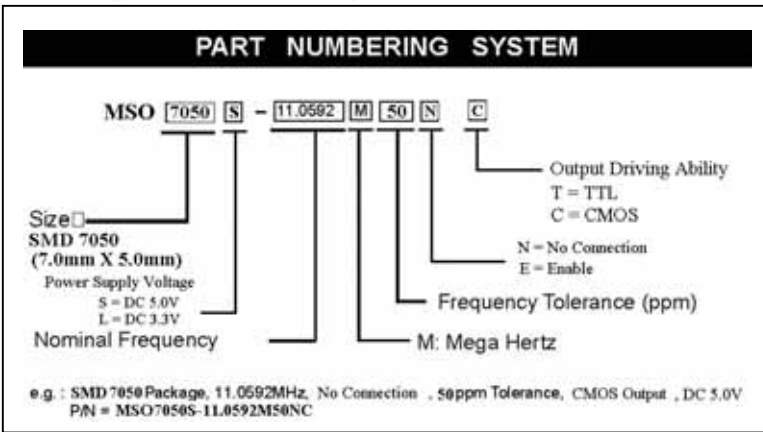




SMD7050 SEAM WELD TYPE CRYSTAL OSCILLATOR



Application


Bluetooth, Wireless LAN, Audio Equipment
PCMCIA card, Hand-held Electronic Products,
Notebook Computer, Disc Drive, A/V card.

Features

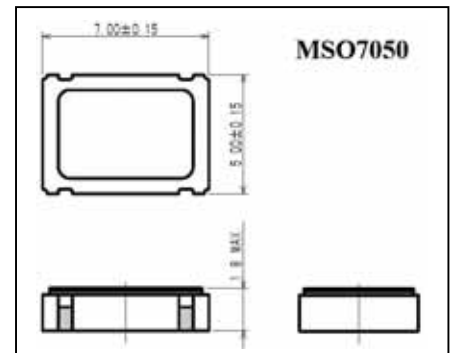
The SMD7050 is miniature and thin, ceramic seam weld sealing package. It is adopted to assure reflow soldering is possible.

Generic Specification

Parameter	MSO7050S	MSO7050L
Nominal Frequency Range	0.500MHz – 107.000MHz	0.500MHz – 125.00 MHz
Frequency Stability	+/- 25 ppm ; +/- 50 ppm ; +/- 100 ppm	+/- 25 ppm ; +/- 50 ppm ; +/- 100 ppm
Operating Temperature	0°C – +70°C (-40°C – +85°C Option)	0°C – +70°C (-40°C – +85°C Option)
Storage Temperature	-55°C – +125°C	-55°C – +125°C
Power Supply Voltage	DC 5.0V +/- 10%	DC 3.3V +/- 10%
Aging @ 25°C (first year)	+/- 5 ppm max. per year	+/- 5 ppm max. per year
Current Consumption	0.50 MHz – 14.999 MHz @ 15mA max. 15.0 MHz – 29.999 MHz @ 20mA max. 30.0 MHz – 39.999 MHz @ 30mA max. 40.0 MHz – 49.999 MHz @ 40mA max. 50.0 MHz – 59.999 MHz @ 50mA max. 60.0 MHz – 69.999 MHz @ 60mA max. 70.0 MHz – 89.999 MHz @ 70mA max. 90.0 MHz – 107.00 MHz @ 80mA max	0.50 MHz – 14.999 MHz @ 10mA max. 15.0 MHz – 29.999 MHz @ 15mA max. 30.0 MHz – 39.999 MHz @ 25mA max. 40.0 MHz – 49.999 MHz @ 30mA max. 50.0 MHz – 59.999 MHz @ 35mA max. 60.0 MHz – 79.999 MHz @ 45mA max. 80.0 MHz – 99.999 MHz @ 60mA max. 100.0 MHz – 125.0 MHz @ 70mA max
Output Symmetry	40% / 60% (45% / 55% Option)	40% / 60% (45% / 55% Option)
Rise Time	10% VDD — 90% VDD @ 10 nS max.	10% VDD — 90% VDD @ 10 nS max.
Fall Time	90% VDD — 10% VDD @ 10 nS max.	90% VDD — 10% VDD @ 10 nS max.
Output Voltage	(VOH) 90% VDD min. (VOL) 10% VDD max.	(VOH) 90% VDD min. (VOL) 10% VDD max.
Output Load TTL Load HCMOS Load	1 – 10 TTL 30pF max. (15pF typical)	1 – 10 TTL 30pF max. (15pF typical)
Start-up Time	10mS max.	10mS max.
Pin 1, tri-state function	Pin 1 = H or open.. Output active at pin 3 Pin 1 = L... high impedance at pin 3	Pin 1 = H or open...Output active at pin 3 Pin 1 = L... high impedance at pin 3



External Dimension (Unit: mm)



Pin Assignment and Soldering Land Pattern

