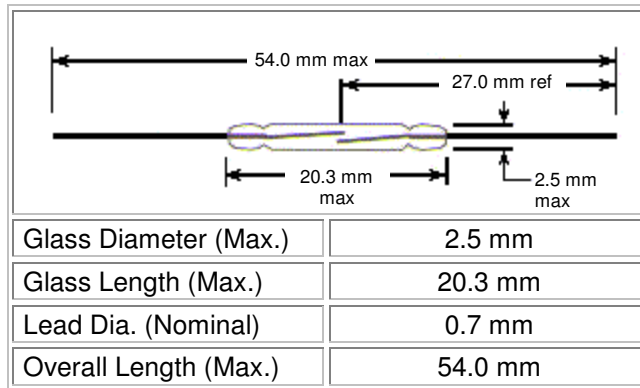


NL126 Reed Switch

Tomorrow's Solutions Today

- General-purpose miniature reed switch with rhodium contacts
- Designed to give superior life switching relatively heavy loads
- Normal applications include test equipment, instrumentation, liquid level sensing and incandescent lamp switching

Physical Characteristics



Electrical Characteristics

Contact Arrangement	Form A (SPST), Centre Gap
Contact Material	Rhodium
Power Rating ¹	50VA maximum
Switching Current (Max.)	1.5 Amp. DC, 1.5 Amp. AC
Carry Current (Max.)	2.5 Amp. DC, 2.5 Amp. AC
Switching Voltage (Max.) ⁴	200 VDC, 150 VAC
Breakdown Voltage (Min. @20AT) ²	250 Volts DC
Contact Resistance ³	100 Milliohms
Insulation Resistance (Min.)	10 ¹² ohms
Contact Capacitance (pf Max.)	0.3 pf

1. The specification for VA rating may sometimes be exceeded for less sensitive (higher AT) switches, and should be decreased for very sensitive (lower AT) switches. Standex Electronics will run life tests specific to a customers load upon request.
2. Breakdown voltage is measured in the presence of a radioactive ionising source. Switch leakage current is limited to 100 microamperes.
3. Contact resistance measurements are made at 10ma from a 1-volt source, with 50% overdrive, using a 4-wire (Kelvin) measuring system. Contact probes are located on 43 mm centres.
4. When switching 150 VAC please contact a Standex application engineer.

Minimum Switching Life with Standard Test Loads, using 20AT switch

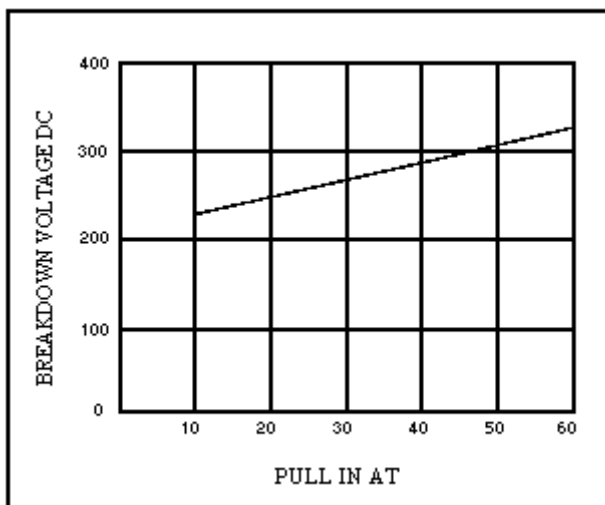
Voltage	5 VDC	10 VDC	12 VDC	12 VDC	24 VDC	50 VDC	100 VAC	150 VAC
Current	2 mA	1 A	10 mA	3 A	10 mA	1 A	100 mA	200 mA
Life	1 x 10 ⁹	3 x 10 ⁶	500 x 10 ⁶	50 x 10 ³	10 x 10 ⁶	3 x 10 ⁶	3 x 10 ⁶	0.5 x 10 ⁶

Note: End of life is defined as contact resistance exceeding one ohm and/or failure to operate.

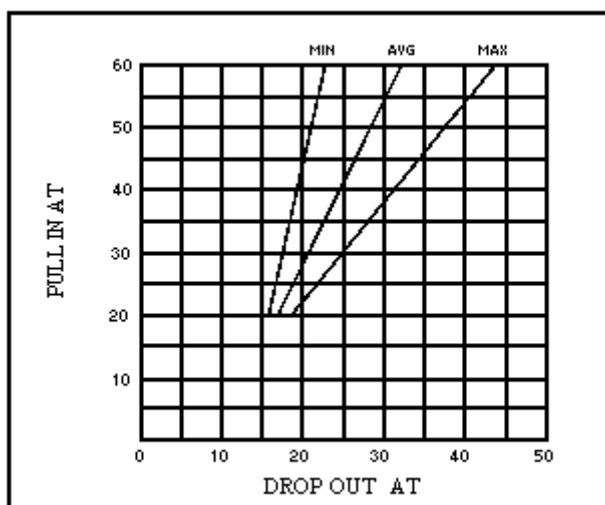
Operating Characteristics

Magnetic Sensitivity (Range - Pull In)	20 to 60 Ampere Turns
Magnetic Sensitivity (Range - Drop Out)	(See chart below)
Operate Time, including bounce (typ.)	0.8 Milliseconds
Release Time (typ.)	0.1 Milliseconds
Resonant Frequency (typ.)	2.2 kHz
Vibration, 10-2,000 Hz (G's Max.)	30 G
Shock, 11-ms. 1/2 Sine wave (G's Max.)	100 G
Operating Temperature	-40°C to + 125°C
Storage Temperature	-50°C to + 155°C

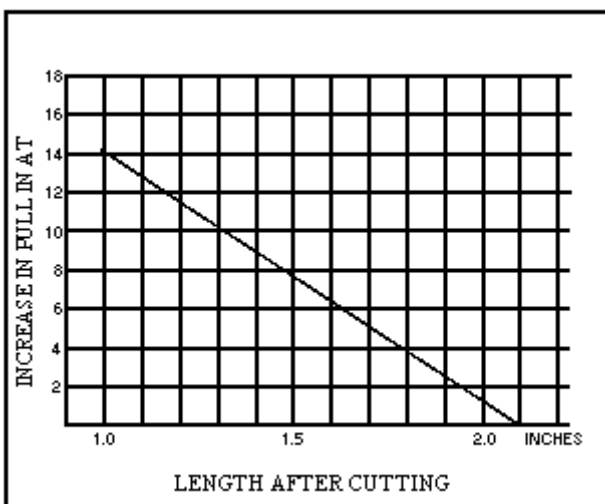
Charts



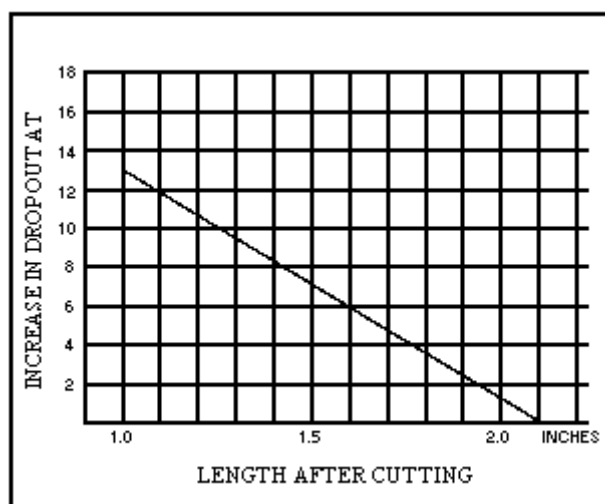
Breakdown Voltage Plotted
Against Pull-In Ampere Turns



Pull-In Ampere Turns Plotted
Against Drop-Out Ampere Turns



Change In Pull-In Ampere Turns
After Switch Lead Cutting



Change In Drop-Out Ampere Turns
After Switch Lead Cutting

Mobicon Holdings Limited
 7/F., New Trend Centre, 704 Prince Edward Road East, San Po Kong, Kowloon, Hong Kong.
 Tel: (852) 2397 6628 / 2397 8218; Fax: (852) 2397 0339 / 2397 8187
<http://www.mobicon.com> E-mail: info@mobicon.com