



**MEC PRODUCT SPECIFICATION**

**MAGNETISM COMPONENT**

**MGR560 REED SWITCH**

<b>MOBICON HOLDINGS LTD.</b>		
<b>Drawn</b>	<b>Sign.</b>	<b>Approved</b>
<b>Kandy Xu</b>		<b>Leo Wong</b>

**[www.mobicon.com](http://www.mobicon.com)**

# MIEC

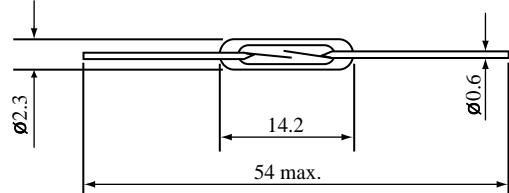
U.K.

## MGR560 REED SWITCH

General purpose Rhodium plated miniature Reed Switch. Applications including sensing elements used in safety and security systems, level sensing , counting and miniature relays.

### PHYSICAL CHARACTERISTICS (mm) DIMENSIONS

Glass Diameter	2.3 (max.)
Glass Length	14.2 (max.)
Lead Diameter	0.6 (typ.)
Overall Length	54.0 (max.)



### ELECTRICAL CHARACTERISTICS

Contact Arrangement	SPST Form A Centre gap.
Contact Material	Rhodium
(1) Power Rating	10 VA
Switching Current	1.0 ADC 1.0 AAC max.
Carrying Current	1.5 ADC 1.5 AAC max.
Switching Voltage	100 V <sub>DC</sub> 125 V <sub>AC</sub> - RMS max.
(2) Breakdown Voltage	250 V <sub>DC</sub>
(3) Contact Resistance	100 m $\Omega$ max.
Insulation Resistance	10 <sup>12</sup> $\Omega$ min.
Contact Capacitance	0.2 pF max.

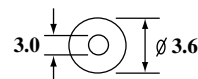

### OPERATING CHARACTERISTICS

Operate Time including Bounce	0.6 ms (typ.)
Release Time	0.1 ms (typ.)
Resonant Frequency	3.0 kHz (typ.)
Vibration 10 - 2,000Hz	50 G max.
Shock - 11ms, 1/2 Sine Wave	100 G max.
Operating Temperature	-40 °C ~ +125 °C
Storage Temperature	-50 °C ~ +155 °C
Pull-In Range	10 AT ~ 15 AT
Drop-Out	See Page 3

### NOTES:

- (1) The specification for VA Rating may be exceeded for less sensitive (high AT) switches, and should be decreased for very sensitive (low AT) switches. Specific life testing for a particular load will be run upon request.
- (2) Breakdown voltage is measured in the presence of a radioactive ionizing source with switch leakage current limited to 100 mA.

TEST COIL : NUMBER OF TURNS : 10,000  
RESISTANCE OF COILS : 3560  $\Omega$



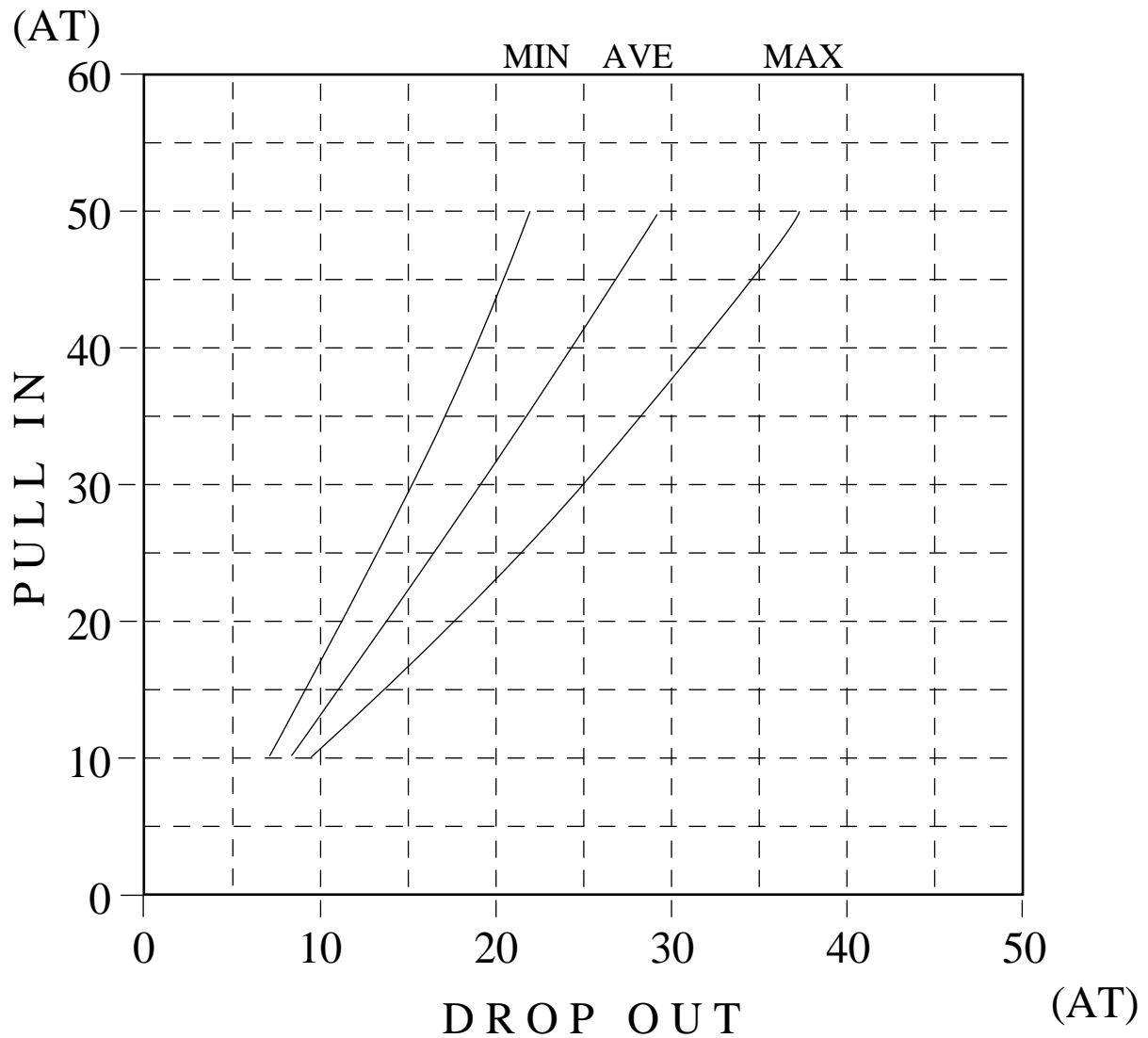
BIN COOE : 206

# MIEC

MGR560 REED SWITCH

MGR560

PULL IN VS DROP OUT



# MEC

## REVIEW OF SPECIFICATIONS

- 1) When something get doubtful with this specifications, we shall jointly work to get an agreement.
- 2) This specification limits the quality of the components as a single unit. Please insure the component is thoroughly evaluated in your application circuit.
- 3) Please do not use this component in any application that deviates from its intended use as noted within the specification. It may cause any mishaps.
- 4) Please return one of this specification after your signature of acceptance. In case of no return within 3 months from submission date. This specification should be treated as accepted.

### **When using our products, the following precautions should be taken.**

- (1) Safety designing of apparatus or a system allowing for failures of electronic components used in the system  

In general, failures will occur in electronic components at a certain probability. MOBICON HOLDINGS LTD makes every effort to improve the quality and reliability of electronic component products. However, it is impossible to completely eliminate the probability of failures. Therefore, when using MOBICON HOLDINGS LTD electronic component products, systems should be carefully designed to ensure redundancy in the event of an accident which would result in injury or death, fire, or social damage, to ensure the prevention of the spread of fire, and the prevention of faulty operation.
- (2) Quality Level of various kinds of parts, and equipment in which the parts can be utilized  

Electronic components have a standard quality level unless otherwise specified.
- (3) This specifications is subject to change without notice.  

The contents of this specifications are based on data which is correct as of 2002, and they may be changed without notice. If our products are used for mass-production design, please enquire consult with a member of our company's sales staff by way of precaution.
- (4) Reprinting and copying of this specifications without prior written permission from MOBICON HOLDINGS LTD are not permitted.
- (5) Industrial Property Problems  

In the event any problems associated with industrial property of a third party arising as a result of the use of our products. MOBICON HOLDINGS LTD assumes no responsibility for problems other than problems directly associated with the constitution and manufacturing method of the products.

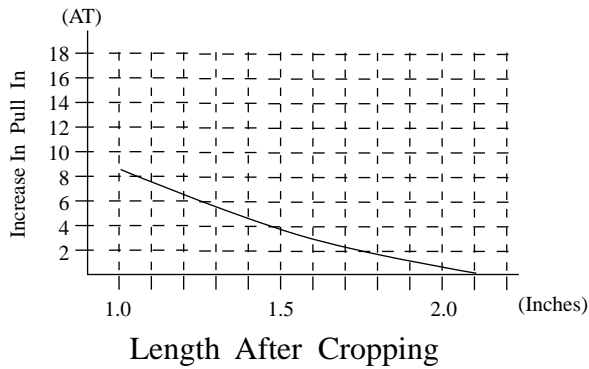


Prepared By: Leo Wong  
DOC. No: Review of Spec

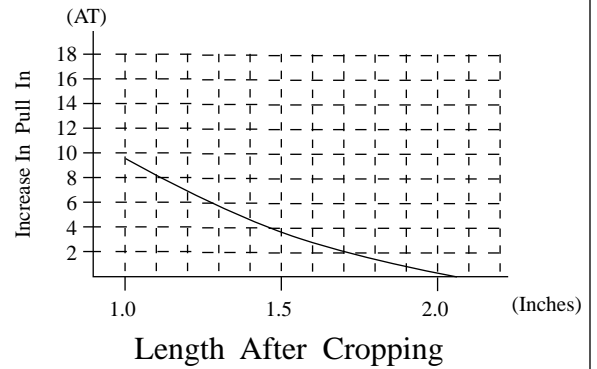
# MIEC

## MGR560 REED SWITCH

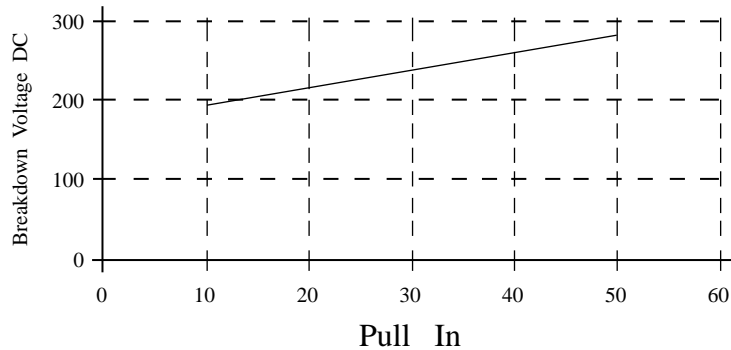
**Change In Pull In VS Length After Cropping**



**Change In Drop Out VS Length After Cropping**



**Breakdown Voltage VS Pull In (AT)**



**Minimum Life Expectancy**

VOLTAGE	5Vdc	10Vdc	12Vdc	24Vdc	100Vdc	125Vdc
CURRENT	2mA	1A	10mA	10mA	100mA	80mA
	$1000 \times 10^6$	$1 \times 10^6$	$100 \times 10^6$	$5 \times 10^6$	$1 \times 10^6$	$1 \times 10^6$

**End of Life Definition**

1. Contact Resistance above  $1\Omega$
2. Failure to open (sticking)